

AutoCAD Crack





File was found and ready to download!
UPDATED 14 HOURS AGO

Fastest Source: [usenet.nl](https://www.usenet.nl)

Click the **download button** and select one of the found **cloud sources**.

6.4 ★★★★★
2865 VIEWS

[Download](#) 

 SECURE SCANNED

You need to [log in](#) before you can post comments.

[Navigation](#) [Registration](#) [FAQ](#)

The first version of AutoCAD was capable of creating 2D drawings on a dedicated graphics terminal. The popularity of desktop personal computers (PC) in the late 1980s and early 1990s, allowed the use of PC-based graphics terminal, which allowed the use of 2D drawing tools (such as line, polyline, polygon, arc, etc.) and drafting tools. 3D capabilities and additional drafting tools were added in later versions of AutoCAD. Version history Autodesk acquired On-Screen

CAD Software from Fremont Engineering in 1996, which included On-Screen CAD, which eventually became part of AutoCAD. In April 2004, Autodesk discontinued On-Screen CAD, but continued support for older versions. Version 2.0 of AutoCAD, released in 1995, introduced the concept of a "lock" to prevent unintended modification of the existing drawing. Versions 2.1 and 2.5 introduced support for additional file formats, such as the Portable Document Format (PDF). Version 3.0 introduced the "Wiki" software to replace

the document management system (DMS). AutoCAD now manages the entire drawing history and allows users to mark drawings as favorite or archiving them. AutoCAD 2015 introduced cloud-based collaboration and code-free drafting tools. Key features

- Ability to display vector and raster images.
- Capability to create and modify 2D drawings (using 2D and 3D tools) such as lines, arcs, circles, polylines, splines, circles, and text.
- Ability to draw and modify existing 2D drawings and convert them into 3D models.
- Ability to create,

modify and annotate 3D models. Ability to create a document structure including reusable components (such as groups, lists, and master pages). Ability to insert and modify parts in 3D models. Ability to customize the display properties (size, transparency, etc.) of drawings. Capability to save a project to disk. Ability to save drawings to other formats (such as bitmap, PDF, TIFF, Encapsulated PostScript, Flash, and Microsoft Office formats). Ability to send documents to other programs, including e-mail, FTP, and web browsers. Ability to connect to a

USB device (camera, scanner, etc.) and transfer drawings to it. Ability to convert drawings to other file formats

AutoCAD Crack + Serial Number Full Torrent For Windows (Latest)

Revit Revit was originally a subset of Autodesk 3D Warehouse. As 3D Warehouse became popular, Autodesk developed the 2D/3D design tools along with Revit. Revit became an entirely separate product but was included with AutoCAD 2012. As the popularity of Revit grew, so did the community of Revit developers. In October 2015,

Autodesk released AutoCAD LT with Revit as its primary product. Cloud In 2011, Autodesk launched a cloud service named SuiteCloud, through which the company offers cloud services such as cloud-based drawing and storage, BIM and project management. SuiteCloud also provides an online drawing environment with integrated AutoCAD-based drawing creation, 3D modeling, archiving and many other features. The cloud service is marketed as an easy and cost-effective way of acquiring a number of building

information modeling (BIM) and other cloud services at a reduced price. Mobile Autodesk launched the Autodesk Mobile and Autodesk Mobile 360 Apps for iOS in February 2011. These apps allow Autodesk customers to access the functionality and capabilities of Autodesk products in the app store. The apps are designed to make it easier to work with AutoCAD, Inventor and other Autodesk products on mobile devices. The apps are designed to complement the functionality of the user's computer, and not replace the functions of their

computer. People Autodesk employees and customers are called users. Autodesk employees, consultants, and contractors with full-time employment, student employees, and full-time contractors and consultants working for Autodesk are considered Autodesk users. The Autodesk online community is composed of Autodesk users. Empowered users The term "empowered user" was used by Autodesk in its 2011 Annual Report, and was first mentioned by Autodesk CEO Carl Bass on February 8, 2012 in a conference call with

investors. It is described in Autodesk's 2012 Annual Report as "The Autodesk Company's most important asset—the talents and passions of its more than half-million creative people around the world. This gives us an opportunity to create value for our customers and create a new category of customer. To be successful in this environment, Autodesk will have to create a new set of software products and services. Autodesk, by using its unique vantage point as a provider 5b5f913d15

Download the Patch from the link below. Go to the main menu, go to 'options' and go to 'about Autodesk Autocad'. Click on 'read more' and then 'accept terms and conditions'. A window will open. Choose 'Save C:\Users\Public\AppData\Local\Temp\acki190420131734.exe'. Click on 'Save'. Click on 'Install' Check the 'Developer Tools'. Run 'Autodesk Autocad'. Make sure the Patch is installed successfully. For more details please follow the guide given below:- In Windows 10 you can

press Win+R (Win Key + R) and type “regedit” and press Enter to open the Registry Editor. Click “File” > “Save As”, and save the file as “AutoCad1418devtoolskey.reg”. Next, search for the “Userinit” string. Make sure you’re in the correct location and type “”. Click “Open” and then “Yes” to confirm. Next, find the “SetupKeys” string and click it. In the right hand side window, find the “AUTOCAD1418DEVTOOLS” string. Click on the “Change Value” link and then click the “Add Value” link. In the right

hand side window, double-click on the “OriginalValue” value and then type “DeveloperTool”.

Click “OK” to confirm. Repeat the same steps for the

“OpenAtStartup” string, change the “OriginalValue” value and type “1” and click “OK”. Repeat

the same steps for the

“OpenAtSystemStartup” string, change the “OriginalValue”

value and type “1” and click

“OK”. Save the file and exit.

Next, go to your Start Menu and

open “Run”. Type the following

and press Enter: “reg add “HKC

U\Software\Autodesk\AutoCAD

1418DEVTOOLS\

Share your perspective on drawing annotations with others. Canvas has grown to support the non-technical user. Open the drawing in a new tab and annotate it with text, and your annotations will appear in the context of your drawings. (video: 3:25 min.) Support for exporting and importing drawings with multiple views. Export multiple views of the same drawing to a PDF, and easily open multiple versions of the same drawing in your document, as if they were separate drawings. These and

many more changes and features are detailed in the 2020.5 Release Notes. Rapidly send and incorporate feedback into your designs. Import feedback from printed paper or PDFs and add changes to your drawings automatically, without additional drawing steps. Markup Import and Markup Assist is integrated in all views in the Canvas Document Properties palette. Open drawings in multiple tabs. View your drawings in multiple tabs and easily switch between them. Change the tab context, change the tab layout, and click the play arrow to watch the

changes in real time. Annotate your drawings in detail. Whether you are commenting on the design or commenting on the information in the drawing, Canvas provides an easy way to communicate your changes and comments. Start a comment and choose a type, and Canvas will automatically add the comment to the drawing, including your chosen type of text and signature. Create comment pages. Easily create a sequence of comments with different types of text and signatures, and have them listed in a tabbed document. Customize the

comment pages. Customize the layout and types of text and signatures, and save it as a custom tabbed document. Pin comments. Easily pin a comment to the current tab or panel, and find it later in the document. Remove comments. Easily remove a comment from your current design. Share your perspective on drawing annotations with others. Canvas supports non-technical users with a new tab. Open your drawing in a new tab and annotate it with text, and your annotations will appear in the context of your drawings. Create

custom comment pages. Easily create a sequence of comments with different types of text and signatures, and have them listed in a tabbed document. Pin comments. Easily pin a comment to the current tab or panel, and find it later in the document. Remove comments. Easily remove a comment from

System Requirements:

OS: Windows 7 or later

Processor: Pentium 4 3GHz or

later Memory: 2 GB RAM

Graphics: DirectX 11-capable,

2048 MB video memory, Pixel

Shader 2.0-capable, Shader

Model 4.0-capable DirectX:

Version 11 Network: Broadband

Internet connection Hard Drive:

13 GB available space Sound

Card: Windows 7 or later:

DirectX compatible sound card

Additional Notes: Please note

that Anno 1404 Steam Edition is

a separate product and is not

Related links:

<https://thejazmin.com/wp-content/uploads/2022/06/hilshan.pdf>
https://ictlife.vn/upload/files/2022/06/1hz5WuTm7j714MktSdzX_07_46c014231f27fb2ead58cef8e48be2a3_file.pdf
<http://topcoffeebar.com/autocad-2020-23-1-crack/>
<https://hotelheckkaten.de/2022/06/07/autocad-crack-for-windows/>
<https://madreandiscovery.org/fauna/checklists/checklist.php?clid=13481>
https://bikerhall.com/upload/files/2022/06/qkWJbRQubTyWeg34djaR_07_46c014231f27fb2ead58cef8e48be2a3_file.pdf
<https://jobpal.app/?p=18668>
<https://cscases.com/autocad-20-1/>
<https://ruhanii.com/wp-content/uploads/2022/06/AutoCAD-8.pdf>
<http://feelingshy.com/autocad-latest/>
<https://adunsapmycontu.wixsite.com/sioforlybo/post/autocad-22-0-crack-x64>
https://skatesquad.com/upload/files/2022/06/eqqy8AfifG6rk7mVWQ7r_07_325975c71a6258622cc46861fa4d36ac_file.pdf
<https://workuccino.com/wp-content/uploads/2022/06/jaerenge.pdf>
<https://antiquesanddecor.org/autocad-22-0-crack-latest-2022/>
<http://www.vinergie.net/wp-content/uploads/2022/06/darrphil.pdf>
http://www.nextjowl.com/upload/files/2022/06/kw3UfoAy4eDhJNIZ2vRA_07_325975c71a6258622cc46861fa4d36ac_file.pdf
<https://xn--doabertha-m6a.com/autocad-20-0-crack/>
<https://bryophyteportal.org/portal/checklists/checklist.php?clid=12179>
<http://medivail.com/wp-content/uploads/2022/06/barbuta.pdf>
<http://applebe.ru/2022/06/07/autocad-2019-23-0-crack/>